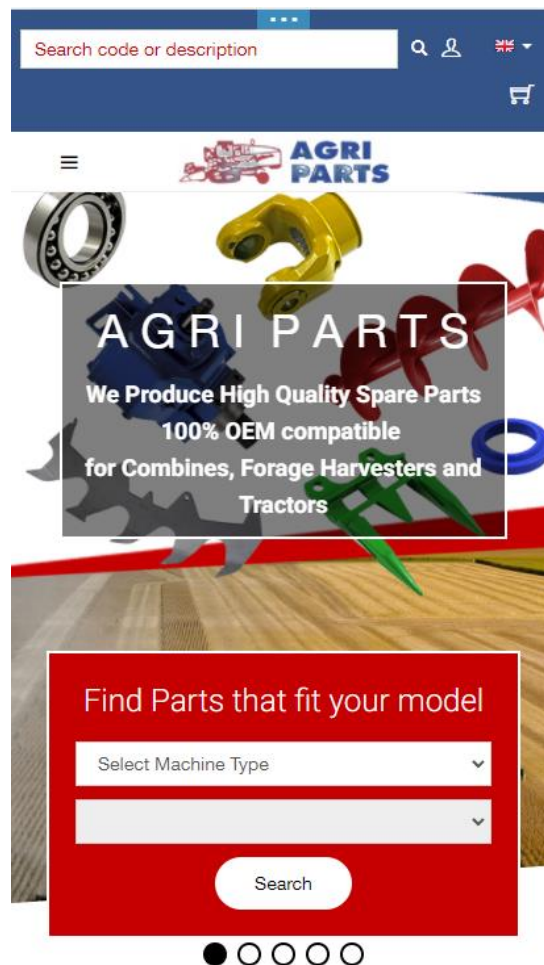


Contents

Home Page	2
Login and Registration	2
Footer	3
Navigation, 'Brands' and 'Product Categories'	4
Product Page	7
Cart and Check Out	9
User Section... ..	11
Orders Section	12
Invoice Section.....	13

[Pagina Home](#)



Opening the webpage www.agriparts.it, you can view our online catalogue of products and other information, even before logging in.

Within the home page you'll find useful information, quick links to other pages of the site, our new products with the season's popular products, and the latest news.

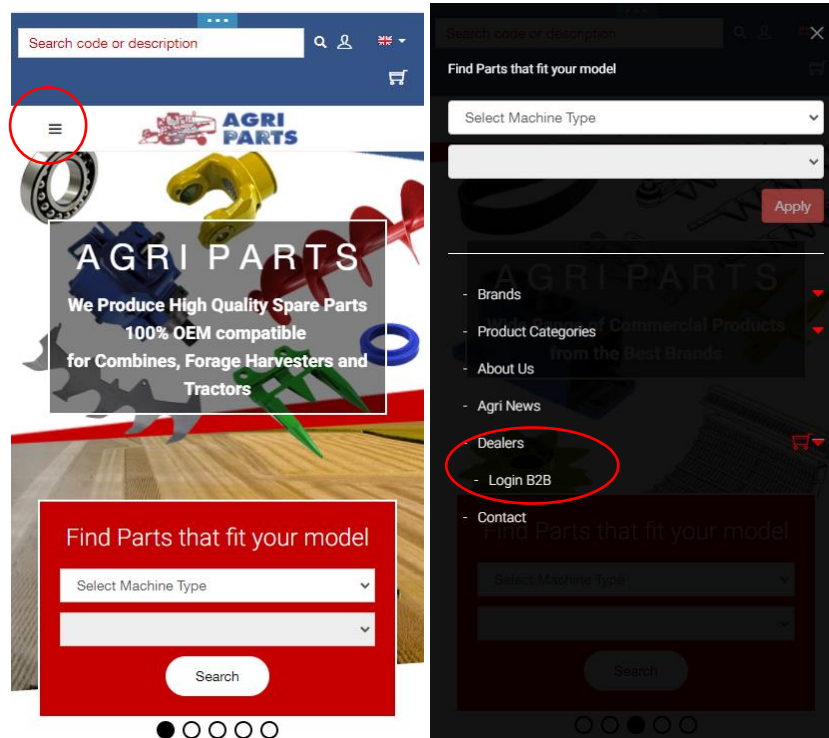
[Login and Registration](#)



If you are already registered for our B2C portal, you can access the site using the 'Login' option from the profile icon. If instead you haven't registered yet, choose 'Register' from the menu to complete the form and fill in your details. For shipments to be successfully delivered and for **Satispay** to function correctly, please be sure to provide your correct telephone number during the registration process.

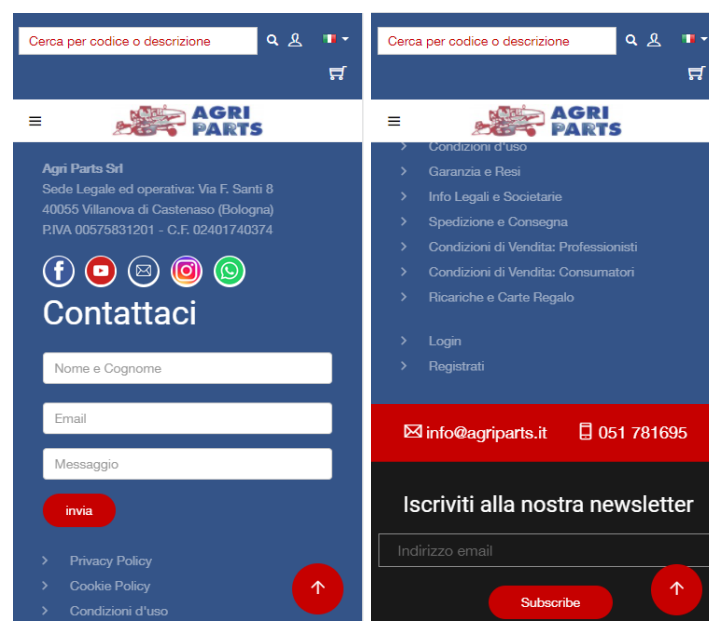
The registration form requires you to select whether you are a ‘consumer’: a physical entity that does not act on behalf of a company and does not resell parts, or a ‘business’: a company that has a VAT number.

If your company is a **professional dealer**, you can log into our B2B “*business to business*” portal using the link in the menu, be accessing the menu on the top left hand side of the screen:



For businesses, providing us with your nation and VAT number during the registration process, it will be possible to see our prices both including and excluding VAT applying the VAT rate of your nation, depending on the validity of the VAT number you provided. By registering, you’ll receive a coupon of € 5 within a couple of days from the registration date. See the dedicated page Recharge and Coupon for more information.

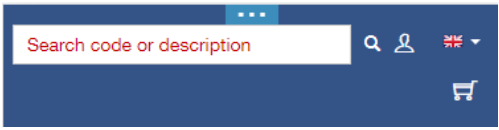



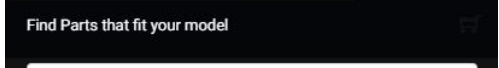








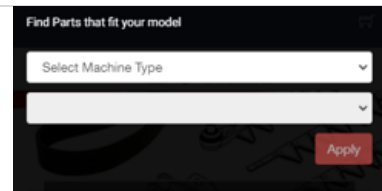












[Footer](#)



Periodically consult this section at the bottom of every page on the site to see the conditions of use, conditions of sale and other information on deliveries, account recharges and returns.

You'll also find the links to our social media pages and the contact form to send us a mail.

Navigazione:

		<p>Search box: you can search a product or a code</p>
		<p>Your list of favourite products: Wishlist</p>
		<p>Adds the page to Bookmarks and manage your Bookmarks</p>
		<p>Profile: register, log in or other sections</p>
		<p>Language</p>
		<p>Products added to cart for your order and check out button</p>
		<p>Insert your machine's make and model to find all the relative products</p>
		<p>Search products for your model starting from the manufacturing company</p>
		<p>Search products classified by machine sections</p>
		<p>Our story</p>
		<p>All the latest news</p>
		<p>Link to access our B2B catalogue</p>
		<p>All our contact details</p>

Search Code or Description

A universal research box where you can insert any word or product code.

Find Model

A drop-down menu with two selections to find your machine model and see all the products for that model. The first selection allows you to choose the manufacturing company and the type of machine, for example Claas Combines. The second selection shows you the series and models for the type of machine you selected.

Brands

This section will show you another drop-down menu that lists machine models and series, starting from manufacturing company, machine type and the series. From here you can easily find all the products for a specific machine model.

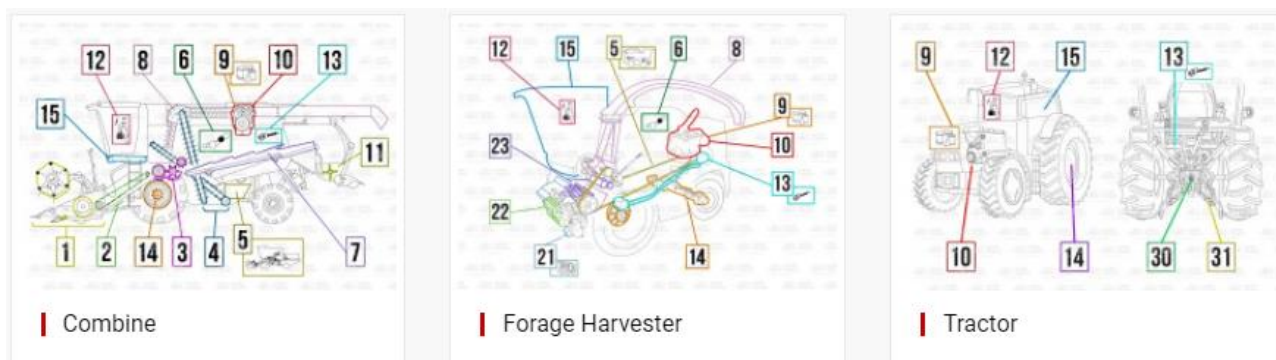
Product Categories

This function shows a drop-down menu that shows groups of machine parts or product types, for example 'Header Parts', 'Cleaning and Separation' or 'Filters'. Using this function, you can find all the products relevant to a section of your machine.

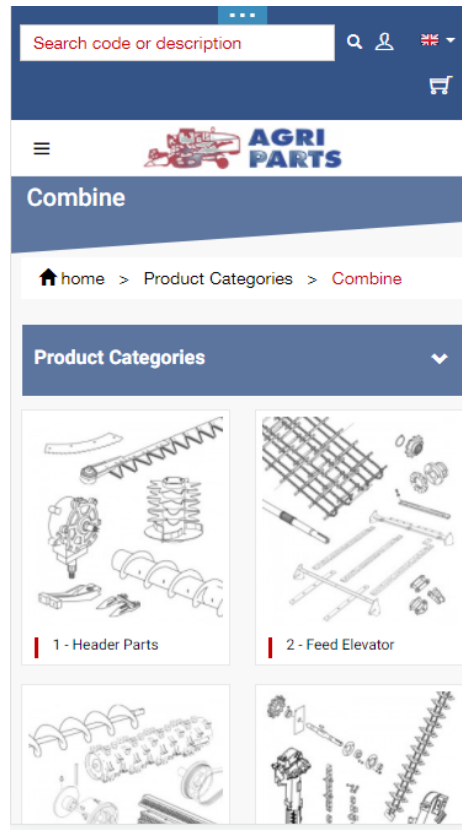
Brands'

Choose from the manufacturing companies, the type of machine (Combines, Forage Harvesters or Tractors) and then the various series and models for the machine type you selected.

'Product Categories'



Choose between type of machine (Combines, Forage Harvesters or Tractors) and the product groups and subgroups. The illustrations for each machine type have numbered points relative to the various groups, for example, in the Combine illustration group number 1 refers to 'Header Parts'.



For each machine type, the groups are:

Combines:

1. Header Parts
2. Feed Elevator
3. Threshing System
4. Paddle Elevator Chains
5. Belts
6. Drives
7. Cleaning and Separation
8. Crop Delivery
9. Filters
10. Engine
11. Straw Discharge
12. Electrical
13. Hydraulic
14. Transmission
15. Cab and Chassis

Forage Harvesters:

5. Belts
6. Drives
8. Crop Delivery
9. Filters
10. Engine

12. Electrical
13. Hydraulic
14. Transmission
15. Cab and Chassis
21. Header Attachment
22. Feeder Unit
23. Forage Chopping
24. Crop Discharge






Tractors:

9. Filters
10. Engine
12. Electrical
13. Hydraulic
14. Transmission
15. Cab and Chassis
30. PTO
31. Linkage

[Product Page](#)

Product preview:



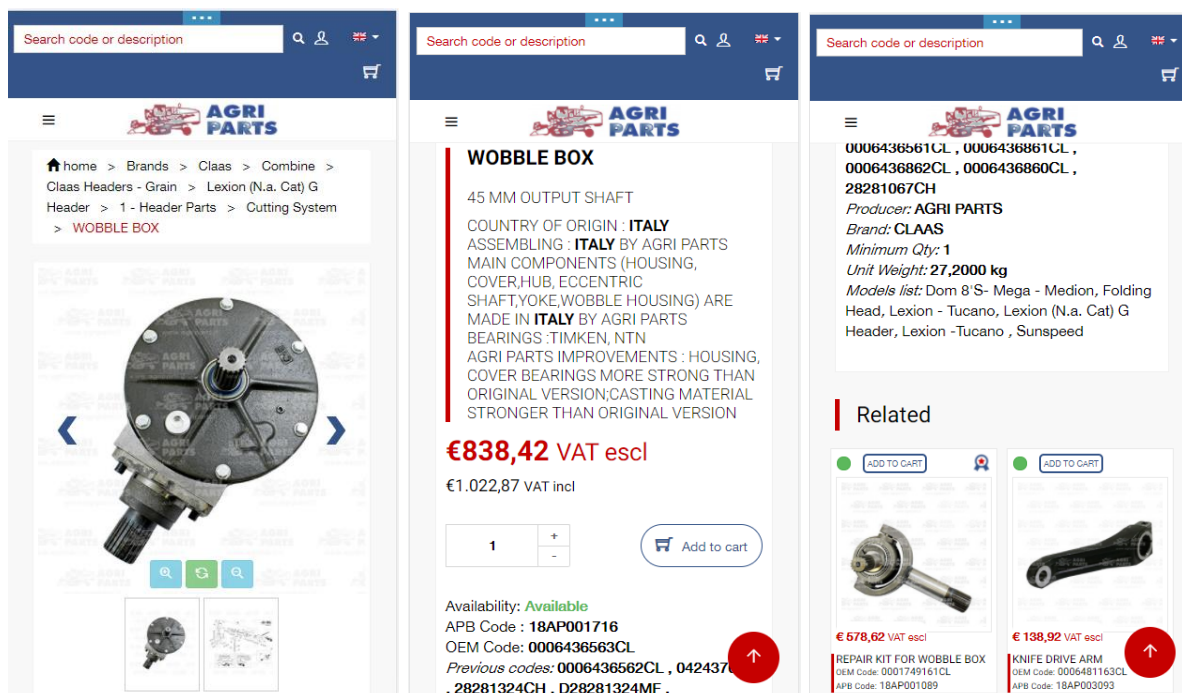
	Available product or the date from which the product will be ready for shipment
	
	Button to add the product to your cart
	'Most Popular' for the products we sell the most
	Product photo: clicking on it will open the product page to see more information
€ 838,42 VAT escl	Product price excluding VAT
WOBBLE BOX	Product description
OEM Code: 0006436563CL	Original code (OEM)
APB Code: 18AP001716	Agri Parts code

Product Codes:

Original code (OEM)
 OEM Code: 0006436563CL Producer suffix

Suffix	Manufacturing company
CL	CLAAS
JD	JOHN DEERE
CNH	CASE – NEW HOLLAND
AG	AGCO

OEM codes refer to the original manufacturing companies' codes, with a suffix that indicates the manufacturing company name, whereas the AP equivalent code is an internal Agri Parts reference.



In the product page you can see the details for each product.

Firstly, the product photo, and for some of our products there will also be a graphic scheme to show the context of that product within the machine.

Underneath is the product description, the price excluding VAT, and if you have logged in the price including VAT, with the possibility to choose your quantity and add it to your cart

The availability shown refers to an estimated quantity that the market demands on average for the relevant product which could be subject to variations, such changes will be timeously

communicated at the emission of the Order Confirmation which confirms the available quantity of each product requested. The Order Confirmation will be issued after payment has been received.

In the case where a product is not immediately available, an estimated time of availability is shown for an average market demand, calculated from the date of order request.

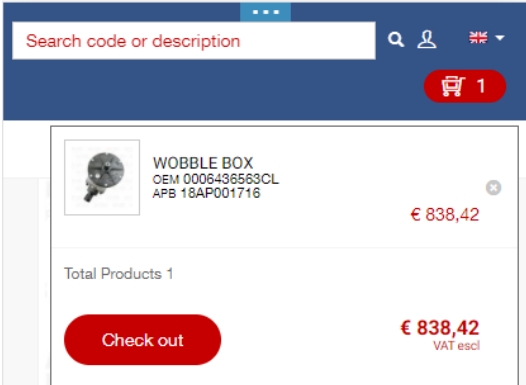
Agri Parts is committed to maintaining stock levels on par with the average requests for that product in that relevant period of purchase.

Subsequently, the two product codes (OEM, Original Equipment Manufacturer and APB, Agri Parts Bologna), previous codes that have been replaced by the current product and other information including the list of models for product application.

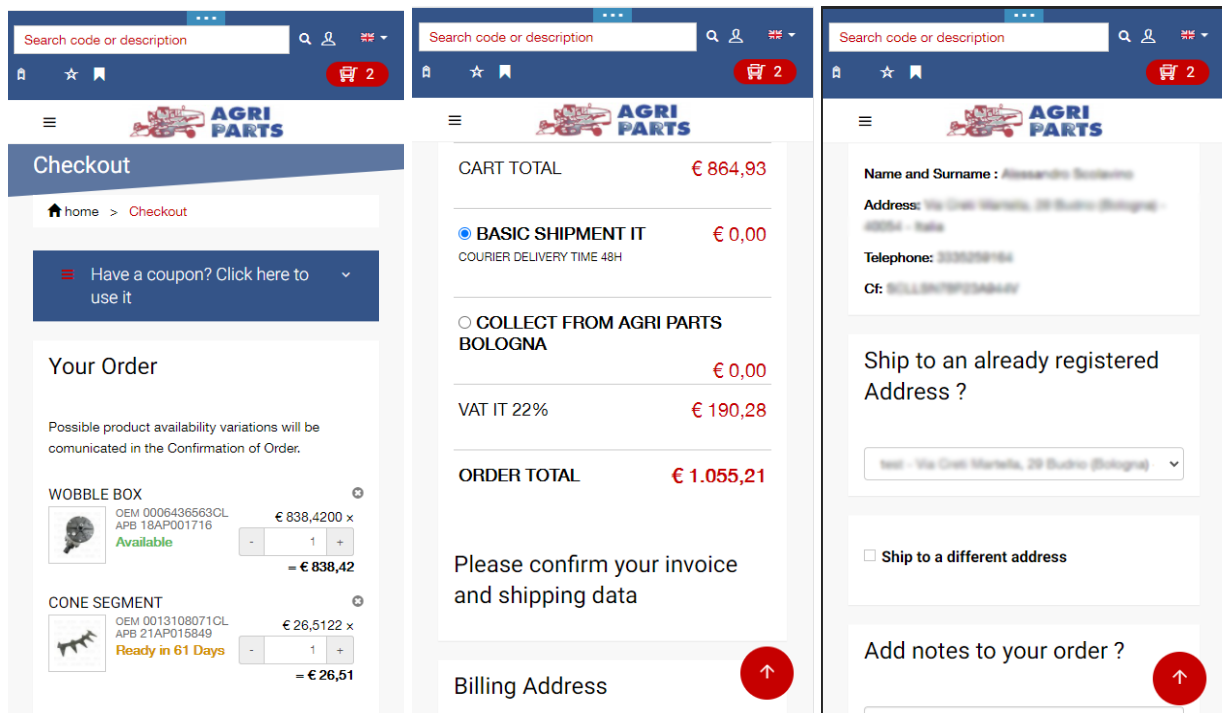
Upon request it is possible to receive the drawing scheme with the exploded view for one or more products to see the parts in their assembly context. Some products already have this drawing scheme as a second image.

If available, at the bottom of the product page you can see Related products which are usually bought with the current product, and Alternative products which are similar but from different manufacturers.

Cart and Check Out

	<table border="1"> <tbody> <tr> <td></td> <td>Removes the products from the cart</td> </tr> <tr> <td>€ 838,42</td> <td>Price of the product for the selected quantity, excluding VAT</td> </tr> <tr> <td>€ 838,42 VAT escl</td> <td>Cart total, excluding VAT</td> </tr> <tr> <td></td> <td>Button to proceed with your order</td> </tr> </tbody> </table>		Removes the products from the cart	€ 838,42	Price of the product for the selected quantity, excluding VAT	€ 838,42 VAT escl	Cart total, excluding VAT		Button to proceed with your order
	Removes the products from the cart								
€ 838,42	Price of the product for the selected quantity, excluding VAT								
€ 838,42 VAT escl	Cart total, excluding VAT								
	Button to proceed with your order								

In the Check Out section, you must be logged in or register to proceed. The minimum value to place an order is € 50,00.

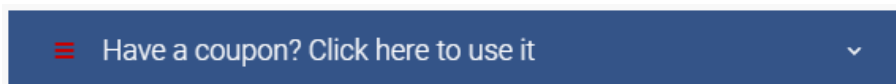


After logging in and after the order summary, you'll see your billing address, your shipping address and field where you can add delivery notes. Please note, once you 'confirm' the details, you can no longer change the shipping address or the delivery notes.

Coupon

For promotions or selected periods of the year, Agri Parts thanks their clients with a coupon or discount that can be applied on their next order. The coupon could be valid only for a certain type of product, or for an order that exceeds a certain value. The coupon code will be sent to clients that have previously registered on the website, and can only be used once. Inserting the coupon code in the dedicated area during checkout will automatically deduct the discount from the order value. Coupons will be sent electronically to the email address provided during the registration process.

This is where you can insert your coupon code during checkout:



Agri Parts coupons are not available for purchase and cannot be exchanged for cash. Their expiration date is communicated when the code is issued.

After the coupon section, there is an order request summary and it is possible to change the quantities of the products requested or to remove them completely. You'll also find your shipping expenses and VAT with the order total.

It is necessary that you confirm your details and the order request using the appropriate buttons to proceed with the payment. By making the payment, you therefore confirm your order request, and you'll receive an email with a copy of the Order Request sent.

Pay your order request using a recharge amount that you previously made to your account, or using your credit card, Paypal, Satispay (only available if you entered the phone number for your Satispay account during registration) or Bank Transfer (to be made within 10 days after order request is sent). If you have available credit in your plafond, it will be automatically deducted during the order payment. If your plafond credit is greater than the order amount, the remaining balance will remain available in your account for your next order.

By confirming your order request through payment, and in the moment that Agri Parts receives your order request, our staff will verify the availability and the price of the products you have requested. After this verification, you will receive an Order Confirmation at the same email address.

Once the requested products are ready for shipment, your order changes to 'processed', where the invoice will be issued, and the transport document for Italian users. See the orders section below for more information on the relevant documentation.

User Section

In the various subpages you can:

Profile	Edit your billing address and change the password for your account.
Addresses	Add shipping addresses for future orders or see the addresses you have used in the past. The delivery notes you insert during checkout can be added only during checkout and are relevant only to that order.
Plafond	See your account balance and recharge your account
Orders	See all the orders you have made and their status, with the possibility to download the documents directly onto your device.
Invoices	See the invoices for your orders with information on the shipment (delivery company and tracking number), and only for Italy, see the relative transport documentation, with the ability to download the documents directly to your device.

Profile Section

Here you'll find the details you provided during the registration process, and you can edit some of these details. In the event you need to modify some details not available in the modification section, please contact an Agri Parts operator.

From the profile section you can also change your password using the link available, selecting this you'll receive an email with a link to reset your password to the address you inserted during registration.

Please note, your password is valid for one year. One week before the expiration and after it has expired, we'll send you a mail with a link to reset your password. Agri Parts does not have access to see or modify your password.

Plafond Section

For complete information on how Plafond works, we invite you to consult the dedicated page in the footer: Recharge and Coupon







From this section you can manage your credit for your Agri Parts account. At any time you can see the balance of your plafond, updated with the last order you placed. In the event that a recharge amount has been used towards an order and that order is cancelled or deleted, the plafond amount will be automatically restored to your account.

Recharge

Recharge your account by choosing one of the available amounts, then proceed to checkout and payment. If the payment is successful, the bought amount will be automatically added to your account and will immediately available for use for your next order.

Orders Section

Buttons:

		
		Copies the same order to your cart
		Deletes order (only for 'Saved' orders)
		Print or download the PDF document onto your device

Above is the research section – filter your orders by date or by using the universal box: insert any aspect of an order, for example the description or the code of a product you have ordered.

For each order you'll see the order number, the order date, the order status and the value of the order. Underneath it will show you the delivery notes you may have added during checkout.

See all the orders you have placed with the most recent on the top. By downloading the PDF document for your order you can see the order details at any time.

In Progress refers to an order that has been paid for and the order has been sent to Agri Parts – your products will be sent the day after the indicated date for each product, depending on the availability of the product which will be verified and communicated with the Confirmation of Order.

Processed orders have been elaborated and have been shipped or will be shipped according to the availability of each product.

For orders that are **In Progress**, you'll be able to download the order request with the details of the products you ordered on the date of purchase. After Agri Parts has received your order and has sent you the Confirmation of Order to which you have given positive feedback to proceed, your order will become **Confirmed**, and as soon as it is available, you will be able to download the PDF Confirmation of Order using the same button. Even when your order becomes **Processed**, you'll still be able to download the Confirmation of Order at any time from the Orders section.

Invoice Section

After the order you have placed passes to the **Processed** status, an invoice will be issued for every shipment of available products, and for Italian users a transport document will also be issued.

You can see the invoice number, the invoice date and the total value of the invoice, with the relevant button to print or download the PDF document.

As soon as they are available, below the preview you'll find the shipment details: the shipping company with a direct link to their website to track the shipment, and the tracking number to see at any time the status of your shipment and the estimated time of delivery.

Only for Italian users, there will also be the appropriate button to show more information. Opening this section you'll see the transport document for the selected invoice, with the possibility to print or download the transport document.